







GBS Labor Productivity & Targets		2233 Tipton		Date		Day of Week		Labor Equation: Total Transactions/Punched Hours= Transactions Per Punched Hour *Punched hours is # of people clocked in				Jan/Feb 2025		
	DT Car Count		FC Customer Count		KVS Time		Total Projected Trans	Total Actual Trans	Trans (+/-)	Punched Hours	Transaction Per Crew Hour		Shift Manager Initials	
	Target	Actual	Target	Actual	Target	Actual					Target	Actual		
5-6												5		
6-7												5.8		
7-8												6.6		
8-9												6.8		
9-10												6.2		
10-11												6.2		
11-12												6.8		
12-1												7.1		
1-2												7.1		
2-3												6.4		
3-4												6.6		
4-5												6.6		
5-6												7.1		
6-7												6.8		
7-8												6.6		
8-9												6.2		
9-10												6		
10-11												5.8		
Total												6.4		


GBS Labor Productivity & Targets		<b>4632</b> Bedford		Date		Day of Week		Labor Equation: Total Transactions/Punched Hours= Transactions Per Punched Hour *Punched hours is # of people clocked in				Jan/Feb 2025		
	DT Car Count		FC Customer Count		KVS Time		Total Projected Trans	Total Actual Trans	Trans (+/-)	Punched Hours	Transaction Per Crew Hour		Shift Manager Initials	
	Target	Actual	Target	Actual	Target	Actual					Target	Actual		
5-6												5		
6-7												5.8		
7-8												6.6		
8-9												6.8		
9-10												6.2		
10-11												6.2		
11-12												6.8		
12-1												7.1		
1-2												7.1		
2-3												6.4		
3-4												6.6		
4-5												6.6		
5-6												7.1		
6-7												6.8		
7-8												6.6		
8-9												6.2		
9-10												6		
10-11												5.8		
<b>Total</b>												<b>6.4</b>		


GBS Labor Productivity & Targets		5520 North Vernon		Date		Day of Week		Labor Equation: Total Transactions/Punched Hours= Transactions Per Punched Hour *Punched hours is # of people clocked in				Jan/Feb 2025		
	DT Car Count		FC Customer Count		KVS Time		Total Projected Trans	Total Actual Trans	Trans (+/-)	Punched Hours	Transaction Per Crew Hour		Shift Manager Initials	
	Target	Actual	Target	Actual	Target	Actual					Target	Actual		
5-6												5		
6-7												5.8		
7-8												6.6		
8-9												6.8		
9-10												6.2		
10-11												6.2		
11-12												6.2		
12-1												6.5		
1-2												6.5		
2-3												6.2		
3-4												6.1		
4-5												6.1		
5-6												6.4		
6-7												6.6		
7-8												6.1		
8-9												6.2		
9-10												6		
10-11												5.8		
Total												6.2		

GBS Labor Productivity & Targets		<b>15568</b> Tanger		Date		Day of Week		Labor Equation: Total Transactions/Punched Hours= Transactions Per Punched Hour *Punched hours is # of people clocked in				Jan/Feb 2025		
	DT Car Count		FC Customer Count		KVS Time		Total Projected Trans	Total Actual Trans	Trans (+/-)	Punched Hours	Transaction Per Crew Hour		Shift Manager Initials	
	Target	Actual	Target	Actual	Target	Actual					Target	Actual		
5-6												5		
6-7												5.8		
7-8												6.6		
8-9												6.8		
9-10												6.2		
10-11												6.2		
11-12												6.2		
12-1												6.5		
1-2												6.5		
2-3												6.2		
3-4												6.1		
4-5												6.1		
5-6												6.4		
6-7												6.6		
7-8												6.1		
8-9												6.2		
9-10												6		
10-11												5.8		
<b>Total</b>												<b>6.2</b>		


GBS Labor Productivity & Targets		<b>21002</b> Nashville		Date		Day of Week		Labor Equation: Total Transactions/Punched Hours= Transactions Per Punched Hour *Punched hours is # of people clocked in				Jan/Feb 2025		
	DT Car Count		FC Customer Count		KVS Time		Total Projected Trans	Total Actual Trans	Trans (+/-)	Punched Hours	Transaction Per Crew Hour		Shift Manager Initials	
	Target	Actual	Target	Actual	Target	Actual					Target	Actual		
5-6												4		
6-7												4.8		
7-8												4.6		
8-9												5		
9-10												5.2		
10-11												5.2		
11-12												5.8		
12-1												5		
1-2												5		
2-3												5		
3-4												5		
4-5												4.6		
5-6												5		
6-7												5.1		
7-8												5.1		
8-9												4		
9-10												4		
10-11												4		
<b>Total</b>												<b>4.8</b>		


GBS Labor Productivity & Targets		<b>39053</b> Martinsville		Date		Day of Week		Labor Equation: Total Transactions/Punched Hours= Transactions Per Punched Hour *Punched hours is # of people clocked in				Jan/Feb 2025		
	DT Car Count		FC Customer Count		KVS Time		Total Projected Trans	Total Actual Trans	Trans (+/-)	Punched Hours	Transaction Per Crew Hour		Shift Manager Initials	
	Target	Actual	Target	Actual	Target	Actual					Target	Actual		
5-6												5		
6-7												5.8		
7-8												6.6		
8-9												6.8		
9-10												6.2		
10-11												6.2		
11-12												6.8		
12-1												7.1		
1-2												7.1		
2-3												6.4		
3-4												6.6		
4-5												6.6		
5-6												7.1		
6-7												6.8		
7-8												6.6		
8-9												6.2		
9-10												6		
10-11												5.8		
<b>Total</b>												<b>6.4</b>		


GBS Labor Productivity & Targets		<b>6326</b> Salem		Date		Day of Week		Labor Equation: Total Transactions/Punched Hours= Transactions Per Punched Hour *Punched hours is # of people clocked in				Jan/Feb 2025		
	DT Car Count		FC Customer Count		KVS Time		Total Projected Trans	Total Actual Trans	Trans (+/-)	Punched Hours	Transaction Per Crew Hour		Shift Manager Initials	
	Target	Actual	Target	Actual	Target	Actual					Target	Actual		
5-6												5		
6-7												5.8		
7-8												6.7		
8-9												6.8		
9-10												6.2		
10-11												6.2		
11-12												6.2		
12-1												6.8		
1-2												6.8		
2-3												6.2		
3-4												6.1		
4-5												6.2		
5-6												6.4		
6-7												6.6		
7-8												6.4		
8-9												6.2		
9-10												6		
10-11												5.8		
<b>Total</b>												<b>6.2</b>		


GBS Labor Productivity & Targets		<b>12127</b> Mitchell		Date		Day of Week		Labor Equation: Total Transactions/Punched Hours= Transactions Per Punched Hour *Punched hours is # of people clocked in				Jan/Feb 2025		
	DT Car Count		FC Customer Count		KVS Time		Total Projected Trans	Total Actual Trans	Trans (+/-)	Punched Hours	Transaction Per Crew Hour		Shift Manager Initials	
	Target	Actual	Target	Actual	Target	Actual					Target	Actual		
5-6												5		
6-7												5.8		
7-8												6.7		
8-9												6.8		
9-10												6.2		
10-11												6.2		
11-12												6.2		
12-1												6.8		
1-2												6.8		
2-3												6.2		
3-4												6.1		
4-5												6.2		
5-6												6.4		
6-7												6.6		
7-8												6.4		
8-9												6.2		
9-10												6		
10-11												5.8		
<b>Total</b>												<b>6.2</b>		



GBS Labor Productivity & Targets		<b>12895</b> Georgetown		Date		Day of Week		Labor Equation: Total Transactions/Punched Hours= Transactions Per Punched Hour *Punched hours is # of people clocked in				Jan/Feb 2025		
	DT Car Count		FC Customer Count		KVS Time		Total Projected Trans	Total Actual Trans	Trans (+/-)	Punched Hours	Transaction Per Crew Hour		Shift Manager Initials	
	Target	Actual	Target	Actual	Target	Actual					Target	Actual		
5-6												5		
6-7												5.8		
7-8												6.2		
8-9												6.2		
9-10												6.2		
10-11												6.2		
11-12												6.2		
12-1												6.4		
1-2												6.3		
2-3												6.2		
3-4												6.1		
4-5												6.2		
5-6												6.1		
6-7												6.1		
7-8												6.2		
8-9												6		
9-10												6		
10-11												5.8		
<b>Total</b>												<b>6.1</b>		

GBS Labor Productivity & Targets		<b>18833</b> Charlestown		Date		Day of Week		Labor Equation: Total Transactions/Punched Hours= Transactions Per Punched Hour *Punched hours is # of people clocked in				Jan/Feb 2025		
	DT Car Count		FC Customer Count		KVS Time		Total Projected Trans	Total Actual Trans	Trans (+/-)	Punched Hours	Transaction Per Crew Hour		Shift Manager Initials	
	Target	Actual	Target	Actual	Target	Actual					Target	Actual		
5-6												5		
6-7												5.8		
7-8												6.7		
8-9												6.8		
9-10												6.2		
10-11												6.2		
11-12												6.2		
12-1												6.8		
1-2												6.8		
2-3												6.2		
3-4												6.1		
4-5												6.2		
5-6												6.4		
6-7												6.6		
7-8												6.4		
8-9												6.2		
9-10												6		
10-11												5.8		
<b>Total</b>												<b>6.2</b>		

GBS Labor Productivity & Targets		<b>35578</b> Floyds Knobs		Date		Day of Week		Labor Equation: Total Transactions/Punched Hours= Transactions Per Punched Hour *Punched hours is # of people clocked in				Jan/Feb 2025		
	DT Car Count		FC Customer Count		KVS Time		Total Projected Trans	Total Actual Trans	Trans (+/-)	Punched Hours	Transaction Per Crew Hour		Shift Manager Initials	
	Target	Actual	Target	Actual	Target	Actual					Target	Actual		
5-6												5		
6-7												5.8		
7-8												6.2		
8-9												6.2		
9-10												6.2		
10-11												6.2		
11-12												6.2		
12-1												6.4		
1-2												6.3		
2-3												6.2		
3-4												6.1		
4-5												6.2		
5-6												6.1		
6-7												6.1		
7-8												6.2		
8-9												6		
9-10												6		
10-11												5.8		
<b>Total</b>												<b>6.1</b>		

GBS Labor Productivity & Targets		<b>35583</b> West Baden		Date		Day of Week		Labor Equation: Total Transactions/Punched Hours= Transactions Per Punched Hour *Punched hours is # of people clocked in				Jan/Feb 2025		
	DT Car Count		FC Customer Count		KVS Time		Total Projected Trans	Total Actual Trans	Trans (+/-)	Punched Hours	Transaction Per Crew Hour		Shift Manager Initials	
	Target	Actual	Target	Actual	Target	Actual					Target	Actual		
5-6												4		
6-7												4.8		
7-8												4.6		
8-9												5		
9-10												5.2		
10-11												5.2		
11-12												5.8		
12-1												5		
1-2												5		
2-3												5		
3-4												5		
4-5												4.6		
5-6												5		
6-7												5.1		
7-8												5.1		
8-9												4		
9-10												4		
10-11												4		
<b>Total</b>												<b>4.8</b>		